

## PRECAUTIONARY STATEMENTS

### HAZARD TO HUMAN AND DOMESTIC ANIMALS

Harmful if inhaled, swallowed, or absorbed through skin. Causes moderate eye irritation. Avoid breathing dust. Avoid contact with skin, eyes or clothing. Wash hands thoroughly with soap and water after handling and before eating, drinking, chewing gum, using tobacco or using the toilet. Repeated exposure to high concentrations of microbial proteins can cause allergic sensitization. Prolonged or frequently repeated skin contact may cause allergic reactions in some individuals. Remove and wash contaminated clothing before reuse. Obtain medical attention if irritation persists. Avoid contamination of food or feedstuffs.

### PERSONAL PROTECTIVE EQUIPMENT (PPE)

- All applicators and other handlers must wear:
- Long-sleeved shirt and long pants;
  - Water proof gloves
  - Shoes plus socks
- Follow the manufacturer's instructions for cleaning/maintaining PPE. If no such instructions for washables exist, use detergent and hot water. Keep and wash PPE separately from other laundry.

In addition, all applicators and handlers must wear a NIOSH-approved particulate respirator with any N, R, or P filter (NIOSH approval number prefix TC-84A); or a NIOSH-approved powered air purifying respirator with an HE filter (NIOSH approval number prefix TC-21C).

### USER SAFETY RECOMMENDATIONS

- Users should:
- Wash hands before eating, drinking, chewing gum, using tobacco, or using the toilet.
  - Remove clothing/PPE immediately if pesticide gets inside. Then wash thoroughly and put on clean clothing.
  - Remove PPE immediately after handling this product. Wash the outside of gloves before removing. As soon as possible, wash thoroughly and change into clean clothing

### ENVIRONMENTAL HAZARDS

This product is toxic to fish and aquatic invertebrates. Do not apply directly to areas where surface water is present or to intertidal areas below the mean high water mark. Do not contaminate water by cleaning of equipment or disposal of equipment washwaters. Application of this product is prohibited directly into sewers or drains, or to any area like a gutter where drainage to storm sewers, water bodies, or aquatic habitat can occur. Do not allow the product to enter any drain during or after application. This product is highly toxic, and may be pathogenic to bees exposed to direct treatment on blooming crops or weeds. Do not apply this product or allow it to drift to blooming crops or weeds while bees are actively visiting the treatment area.

### STORAGE AND DISPOSAL

Do not contaminate water, food, or feed by storage or disposal.  
**PESTICIDE STORAGE:** Keep this product in its tightly closed original container when not in use. Store in a cool, dry, well-ventilated (preferably locked) area that is inaccessible to children and animals. Store this product in a place away from strong bases, strong acids, sources of ignition and direct sunlight.  
**PESTICIDE DISPOSAL:** For waste materials following 4-week treatment interval (e.g., disposal of used netting with attractants/used water with attractants at time of IN2MIX® refill replacement): Dispose of used netting in a sanitary landfill, or by other procedures approved by state and local authorities. Dispose of used water with attractants by pouring out of IN2CARE® trap onto the ground, and not near a water source. Prevent entry of used water into sewers, gutters, or drains, or any area where drainage to storm sewers, water bodies, or aquatic habitat can occur. Notify authorities if liquid enters sewers or public waters.  
**CONTAINER HANDLING:** Shake unopened IN2MIX® packet to assure that activates stick to netting. Open packet and place one IN2MIX® pesticide-treated netting on the floater. Completely empty remaining contents (powder and odor tablets) into IN2CARE® trap by shaking and tapping sides and bottom to loosen clinging particles. When completely empty, dispose of empty packets in trash or in a sanitary landfill, or by other procedures approved by state and local authorities.

Doc ID  
561830

ACCEPTED  
FOR REGISTRATION

May 24, 2019

New York State Department  
of Environmental Conservation  
Division of Materials Management  
Pesticide Product Registration

PYRIPROXYFEN <i>Beauveria bassiana</i> Strain GHA	GROUP UN	7C UN	INSECTICIDE INSECTICIDE
---	-------------	----------	----------------------------

# In2Mix®

## Refills for Use in the In2Care® Trap

### THIS PRODUCT IS NOT FOR RETAIL SALE

**For use to control *Aedes* species of Mosquitoes that may transmit Zika, Chikungunya, and Dengue Fever**

#### Active Ingredients:

Pyriproxyfen (CAS No. 95737-68-1)	% w/w
<i>Beauveria bassiana</i> strain GHA* (CAS No. 63428-82-0)	74.03%
Other Ingredients:	10.00%
Total:	15.97%
	100.00%

\* Contains not less than 4.5 X 10<sup>9</sup> viable spores/gm.

## KEEP OUT OF REACH OF CHILDREN

# CAUTION

READ ALL LABEL DIRECTIONS COMPLETELY BEFORE USE

### FIRST AID

<b>If Inhaled</b>	Move person to fresh air. If person is not breathing, call 911 or an ambulance, then give artificial respiration, preferably by mouth-to-mouth, if possible. Call a poison control center or doctor for further treatment advice.
<b>If Swallowed</b>	Call a poison control center or doctor immediately for treatment advice. Have a person sip a glass of water if able to swallow. Do not induce vomiting unless told to do so by the poison control center or doctor. Do not give anything by mouth to an unconscious person.
<b>If on Skin</b>	Take off contaminated clothing. Rinse skin immediately with plenty of water for 15-20 minutes. Call a poison control center or doctor for treatment advice.
<b>If in Eyes</b>	Hold eye open and rinse slowly and gently with water for 15-20 minutes. Remove contact lenses, if present, after the first 5 minutes, then continue rinsing eye. Call a poison control center or doctor for treatment advice.

**HOT LINE NUMBER** Have the product container or label with you when calling a poison control center or doctor or going for treatment. For additional information on this pesticide product (including health concerns, medical emergencies or pesticide incidents), you may call the National Pesticide Information Center at 1-800-858-7378, from 8:00 a.m. to 12:00 p.m. Pacific Time, Monday through Friday. After 12:00 p.m. Pacific Time on weekdays, and during the weekend, call the poison control center at 1-800-222-1222.

**NOTICE:** Buyer and user assume all risks and liability of use, storage and/or handling of this product not in accordance with the terms of this label.

BUYER GUARANTEE LIMITED TO LABEL CLAIMS

Manufactured by:  
In2Care BV, Marijkeweg 22,  
6709 PG Wageningen, NL

EPA Reg. No.: 91720-1, EPA Est. No.: 7319-NLD-1

**In2Care®**  
Mosquito Control Solutions

#### Net Weight:

50g (1.76 ounces)  
100 refills x 0.5g each  
(0.018 ounces)

#### Batch N°:

I2CT.1.US.1015

## DIRECTIONS FOR USE

It is a violation of Federal law to use this product in a manner inconsistent with its labeling.

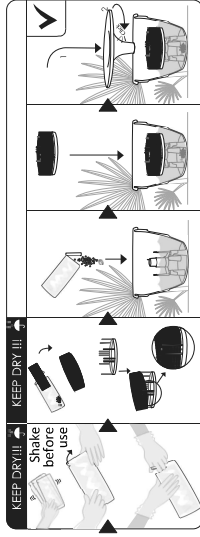
READ ALL LABEL DIRECTIONS COMPLETELY BEFORE USE

FOR OUTDOOR USE ONLY

### ASSEMBLY

Assemble the plastic IN2CARE® trap as directed in the enclosed user manual. Fill the base with 4 to 5 quarts (3.5–4.5 liters) of clean tap water. Place one IN2MIX® pesticide-treated netting on the floater as indicated below. Empty the remaining contents (powder and odor tablets) of the packet into the water.

Use one IN2MIX® packet per trap every 4 weeks when adult mosquitoes are active. DO NOT allow people or pets to contact the pesticide.



### PLACEMENT

Place the activated IN2CARE® trap outside on the ground in a level, shaded location. Avoid locations with continuous direct sunlight. For optimal coverage, place at least 1 trap every 4,300 sq. feet (400 sq. meters), or at least 10 traps per acre. Do not exceed 15 traps per acre.

### TO REFILL

Re-visit each IN2CARE® trap every 4 weeks. Remove the lid and take out the floater. Dispose of the waste materials (netting and water) as indicated in the Storage and Disposal section of this label. Refill with 4 to 5 quarts (3.5–4.5 liters) of clean tap water. Take a new IN2MIX® refill packet and repeat the assembly steps as described above.

### HOW IT WORKS

IN2MIX® slowly kills adult *Aedes* spp. mosquitoes. Therefore, dead adult mosquitoes may not be found in the trap.

The *Aedes* spp. larvae that emerge from eggs laid inside the trap are killed by the growth regulator prior to transforming into adults. This means that it is normal to see small living larvae in the trap that will eventually die.

After laying eggs, the adult female should be contaminated with a growth regulator and slow acting adulticide so she can carry the growth regulator to other nearby breeding sites and should die within a few days following exposure to the adulticide.

For best results, remove/empty artificial water containers (e.g., flower pots, plastic cups, car tires, etc.) that serve as other breeding sites, and use a registered mosquito larvicide to treat breeding sites that cannot be removed or emptied.

*Aedes* spp. mosquitoes can have very specific breeding preferences within certain locations. Check for the presence of live and dead mosquito larvae inside the traps every 4 weeks. When a trap continuously has zero or much fewer larvae when compared to other nearby traps, the unattractive trap should be relocated to another nearby shaded location.

PYRIPROXYFEN	GROUP	7C	INSECTICIDE
<i>Beauveria bassiana</i> Strain GHA	GROUP	UN	INSECTICIDE



## Refills for use in the In2Care® Trap

For use to control *Aedes* species of Mosquitoes that may transmit Zika, Chikungunya and Dengue Fever

### KEEP OUT OF REACH OF CHILDREN

## CAUTION

READ ENCLOSED MANUAL FOR COMPLETE DIRECTIONS FOR USE

Active Ingredients:	% w/w
Pyriproxyfen (CAS No. 95737-68-1) .....	74.03%
<i>Beauveria bassiana</i> strain GHA* (CAS No. 63428-82-0) .....	10.00%
Other Ingredients: .....	15.97%
Total	100.00%

\* Contains not less than 4.5 X 10<sup>8</sup> viable spores/gm.

### FIRST AID

**If Inhaled:** Move person to fresh air. If person is not breathing, call 911 or an ambulance, then give artificial respiration, preferably by mouth-to-mouth, if possible. Call a poison control center or doctor for further treatment advice.

**If Swallowed:** Call a poison control center or doctor immediately for treatment advice. Have a person sip a glass of water if able to swallow. Do not induce vomiting unless told to do so by the poison control center or doctor. Do not give anything by mouth to an unconscious person.

**If on Skin:** Take off contaminated clothing. Rinse skin immediately with plenty of water for 15-20 minutes. Call a poison control center or doctor for treatment advice.

**If in Eyes:** Hold eye open and rinse slowly and gently with water for 15-20 minutes. Remove contact lenses, if present, after the first 5 minutes, then continue rinsing eye. Call a poison control center or doctor for treatment advice.

**HOT LINE NUMBER** Have the product container or label with you when calling a poison control center or doctor or going for treatment. For additional information on this pesticide product (including health concerns, medical emergencies or pesticide incidents), you may call the National Pesticide Information Center at 1-800-858-7378, from 8:00 a.m. to 12:00 p.m. Pacific Time, Monday through Friday. After 12:00 p.m. Pacific Time on weekdays, and during the weekend, call the poison control center at 1-800-222-1222.

Manufactured by:

In2Care BV, Marikeweg 22,6709 PG Wageningen, NL  
EPA Reg. No.: 91720-1, EPA Est. No.: 7319-NLD-1

**Net Weight: 0.5g**  
(0.018 ounces)



**Batch No.:**  
12CT.1.US.1015

## PRECAUTIONARY STATEMENTS

### HAZARD TO HUMAN AND DOMESTIC ANIMALS

Harmful if inhaled, swallowed, or absorbed through skin. Causes moderate eye irritation. Avoid breathing dust. Avoid contact with skin, eyes or clothing. Wash hands thoroughly with soap and water after handling and before eating, drinking, chewing gum, using tobacco or using the toilet. Repeated exposure to high concentrations of microbial proteins can cause allergic sensitization. Prolonged or frequently repeated skin contact may cause allergic reactions in some individuals. Remove and wash contaminated clothing before reuse. Obtain medical attention if irritation persists. Avoid contamination of food or feedstuffs.

### PERSONAL PROTECTIVE EQUIPMENT (PPE)

- All applicators and handlers must wear:
- Long-sleeved shirt and long pants;
  - Waterproof gloves; and
  - Shoes plus socks

Follow the manufacturer's instructions for cleaning/maintaining PPE. If no such instructions for washables exist, use detergent and hot water. Keep and wash PPE separately from other laundry. In addition, all applicators and handlers must wear a NIOSH-approved particulate respirator with any N, R, or P filter (NIOSH approval number prefix TC-84A); or a NIOSH-approved powered air purifying respirator with an HE filter (NIOSH approval number prefix TC-21C).

### USER SAFETY RECOMMENDATIONS

Users should:

- Wash hands before eating, drinking, chewing gum, using tobacco, or using the toilet.
- Remove clothing/PPE immediately if pesticide gets inside. Then wash thoroughly and put on clean clothing.
- Remove PPE immediately after handling this product. Wash the outside of gloves before removing. As soon as possible, wash thoroughly and change into clean clothing.

### ENVIRONMENTAL HAZARDS

This product is toxic to fish and aquatic invertebrates. Do not apply directly to areas where surface water is present or to intertidal areas below the mean high water mark. Do not contaminate water by cleaning of equipment or equipment wash-waters. Application of this product is prohibited directly into sewers or drains, or to any area like a gutter where drainage to storm sewers, water bodies, or aquatic habitat can occur. Do not allow the product to enter any drain during or after application.

This product is highly toxic, and may be pathogenic to bees exposed to direct treatment on blooming crops or weeds. Do not apply this product or allow it to drift to blooming crops or weeds while bees are actively visiting the treatment area.

## STORAGE AND DISPOSAL

Do not contaminate water, food, or feed by storage or disposal.

**PESTICIDE STORAGE:** Keep this product in its tightly closed original container when not in use. Store in a cool, dry, well-ventilated (preferably locked) area that is inaccessible to children and animals. Store this product in a place away from strong bases, strong acids, sources of ignition and direct sunlight.

**PESTICIDE DISPOSAL:** For waste materials following 4-week treatment interval (e.g., disposal of used netting with actives/used water with attractants at time of IN2MIX® refill replacement): Dispose of used netting in a sanitary landfill, or by other procedures approved by state and local authorities. Dispose of used water with attractants by pouring out of IN2CARE® trap onto the ground, and not near a water source. Prevent entry of used water into sewers, gutters, or drains, or any area where drainage to storm sewers, water bodies, or aquatic habitat can occur. Notify authorities if liquid enters sewers or public waters.

**CONTAINER HANDLING:** Shake unopened IN2MIX® packet to assure that actives stick to netting. Open packet and place one IN2MIX® pesticide-treated netting on the floater. Completely empty remaining contents (powder and odor tablets) into IN2CARE® trap by shaking and tapping sides and bottom to loosen clinging particles. When completely empty, dispose of empty packets in trash or in a sanitary landfill, or by other procedures approved by state and local authorities.



### Contents



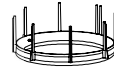
Refill package



Base



Lid



Floater

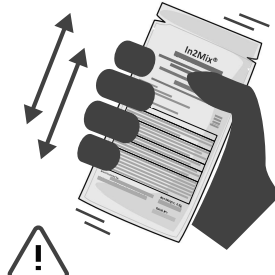


Time indicator cap


### Assembly



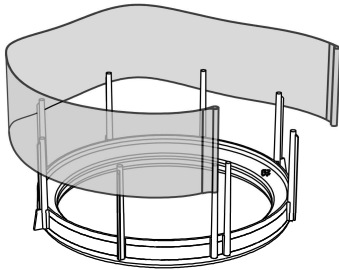
Fill the base with 4 to 5 quarts (3.5 - 4.5 liters) of clean tap water. For placement details see other side of this sheet.



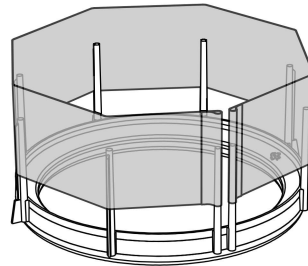
Shake the refill package thoroughly and open it by tearing at the notches. Gently take out the powder-coated piece of gauze.



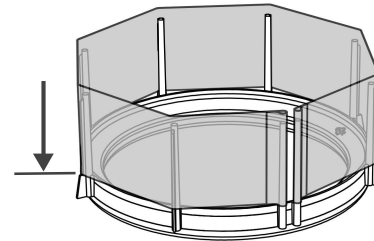
Empty the remaining contents (powder and odor tablets) of the refill package into the water of the trap. Avoiding the gauze from getting wet.



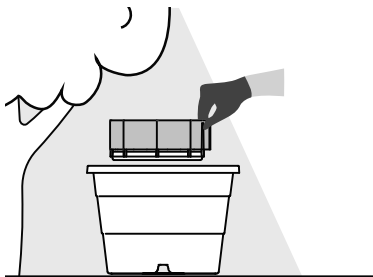
Slide the loop at the ending of the gauze over the pin as shown. Try not to touch the gauze extensively to avoid removal of the active powders.



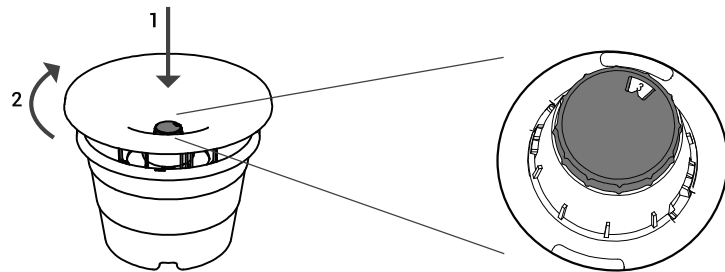
Wrap the gauze around the floater and slide the other gauze loop on the last pin as shown. Work your way around moving the gauze down at each pin.



Push the gauze down the pins until it will go no further (where the bottom of the pin hits the circular rib). The rib will prevent the gauze from sliding too far.



Put the gauze-carrying floater inside the trap by gently placing it over the central tube flat onto the water. Prevent the gauze from getting wet as water will degrade the powder.

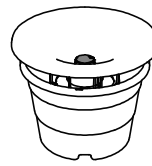


Place the lid on the central tube, push it down and turn it clockwise.

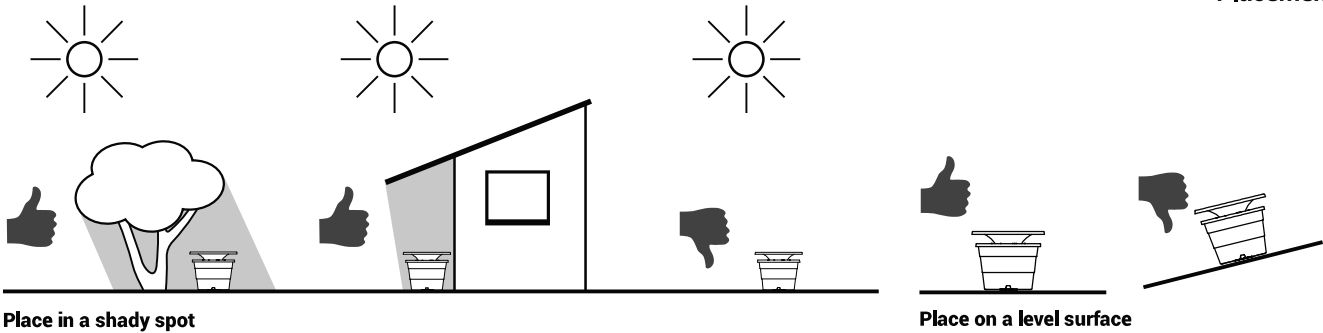
Turn the time indicator to the number of the current month as a service reminder.



**Note:** The In2Care Mosquito Trap slowly kills adult *Aedes* spp. mosquitoes. The contents of the trap therefore may not contain high numbers of dead mosquitoes. However, the trap kills the mosquito larvae that emerge from the eggs that are laid inside the trap, prior to larvae transforming into adult mosquitoes. This means that small living larvae may be encountered in the trap that will eventually die. The exiting adult female *Aedes* spp. mosquito itself is contaminated with a growth regulator and slow acting adulticide, so that she can carry the growth regulator to other breeding sites (in the vicinity of the trap). She will be killed by the growth regulator within a few days.



### Placement



**Place in a shady spot**

**Place on a level surface**


### Recommendations

For an optimal efficacy of the activated In2Care Mosquito Trap, ensure high trap coverage (1 trap per 400m<sup>2</sup>/10-15 per acre) in the selected treatment area and remove other mosquito breeding sites as much as possible. Do not exceed 15 traps per acre.

For the results, remove and/or empty artificial water containers (flower pots, plastic cups, car tires, etc.) and natural breeding sites (puddles, tree holes etc.). Larger water bodies that cannot be removed or emptied should be (frequently) treated with appropriate mosquito larvicides.

We recommend outdoor trap placement on the ground in a level, shaded location, close to human habitation/houses.

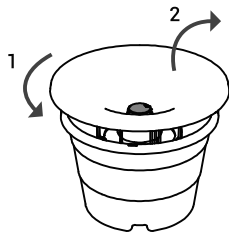
In dry areas, check the water level inside the trap regularly and add more water when needed.



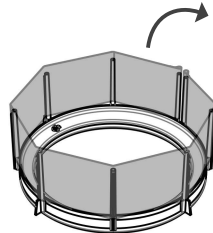
**Evenly distribute traps over available space**

### Re-visit each trap every 4 weeks.

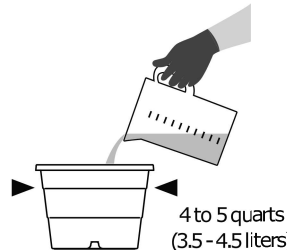
### Maintenance



Remove the lid by turning it counter clockwise until the stop and lift it.



Take out the floater and dispose of the used netting and used water as indicated in the Storage and Disposal section of the label on the refill package.



4 to 5 quarts  
(3.5 - 4.5 liters)

Remove leaves or other debris that may have fallen into the water and refill the trap with 4 to 5 quarts (3.5-4.5 liters) of clean tap water.



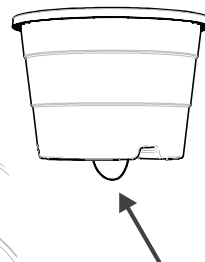
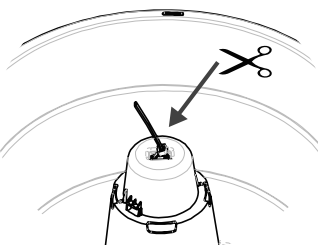
Take a new refill package and repeat the assembly steps as described on the other side of this manual.

### When traps are disturbed by animals, stability can be improved by fixating the trap to the ground using a zip tie or the wire bracket, available separately from the distributor, which snaps onto the pot.

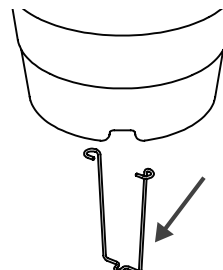
### Fixating



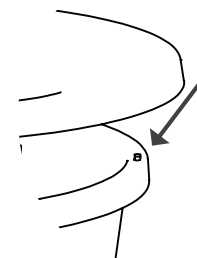
Zip Tie spec:  
width: 4.8mm  
length: min. 600mm



The loop can be tied to a ground pin or hook



The wire bracket can be screwed onto a surface or fixed with a ground pin.



Another fixation option is to use the holes in the rim of the pot and tie the pot to a pole or tree using a zip tie or a small rope.